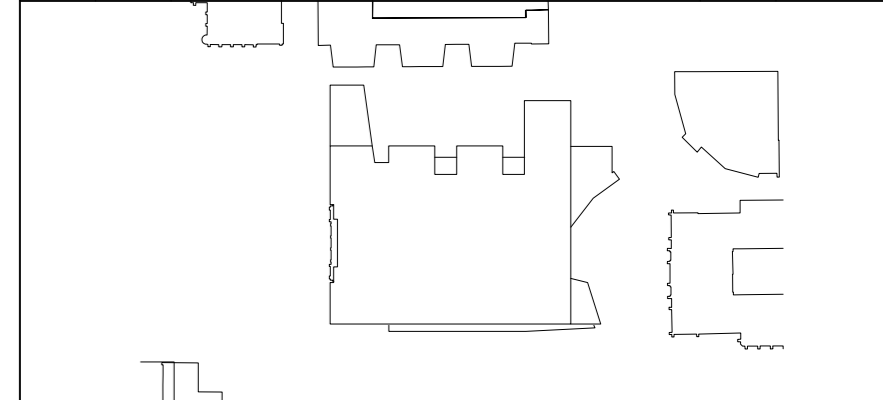


THIS DRAWING IS AN UNCONTROLLED COPY UNLESS STAMPED OTHERWISE

CONTRACTORS SHALL VERIFY JOB DIMENSIONS BEFORE ANY JOB COMMENCES. ALL SHOP DRAWINGS SHALL BE SUBMITTED TO THE SUPERINTENDENT AND MANUFACTURE SHALL NOT COMMENCE PRIOR TO THE RETURN OF DIMENSIONS SHEET. BY THE CONSULTANT. FIGURED DIMENSIONS SHALL TAKE PRECEDENCE OVER SCALED. THIS DRAWING SHOULD BE READ IN CONJUNCTION WITH ALL RELEVANT CONTRACT SPECIFICATIONS AND DRAWINGS COPYRIGHT OF THIS DRAWING IS VESTED IN WARDLE

General Notes

Rev	Issue	Revision Description	Amd	Date
A	SG	CONSTRUCTION ISSUE	-	08.01.14
03	SG	VALUE MANAGEMENT ISSUE	-	28.03.13
02	JC	100% CD - TENDER ISSUE	-	07.09.12
01	JC	90% CD ISSUE	-	10.08.12



NADAAA

NADAAA
1320 Washington Street No.2 Boston Massachusetts 02118 USA
Telephone +1 617 442 8232 Facsimile +1 688 442 1417 Email nad@nadaaa.com

John Wardle Architects

© 2011 John Wardle Architects
Level 10, 180 Russell Street, Melbourne Victoria 3000 Australia
Tel : +613 9654 8700 www.johnwardlearchitects.com

Client University of Melbourne
Parkville Campus

Project Faculty of Architecture
Building and Planning

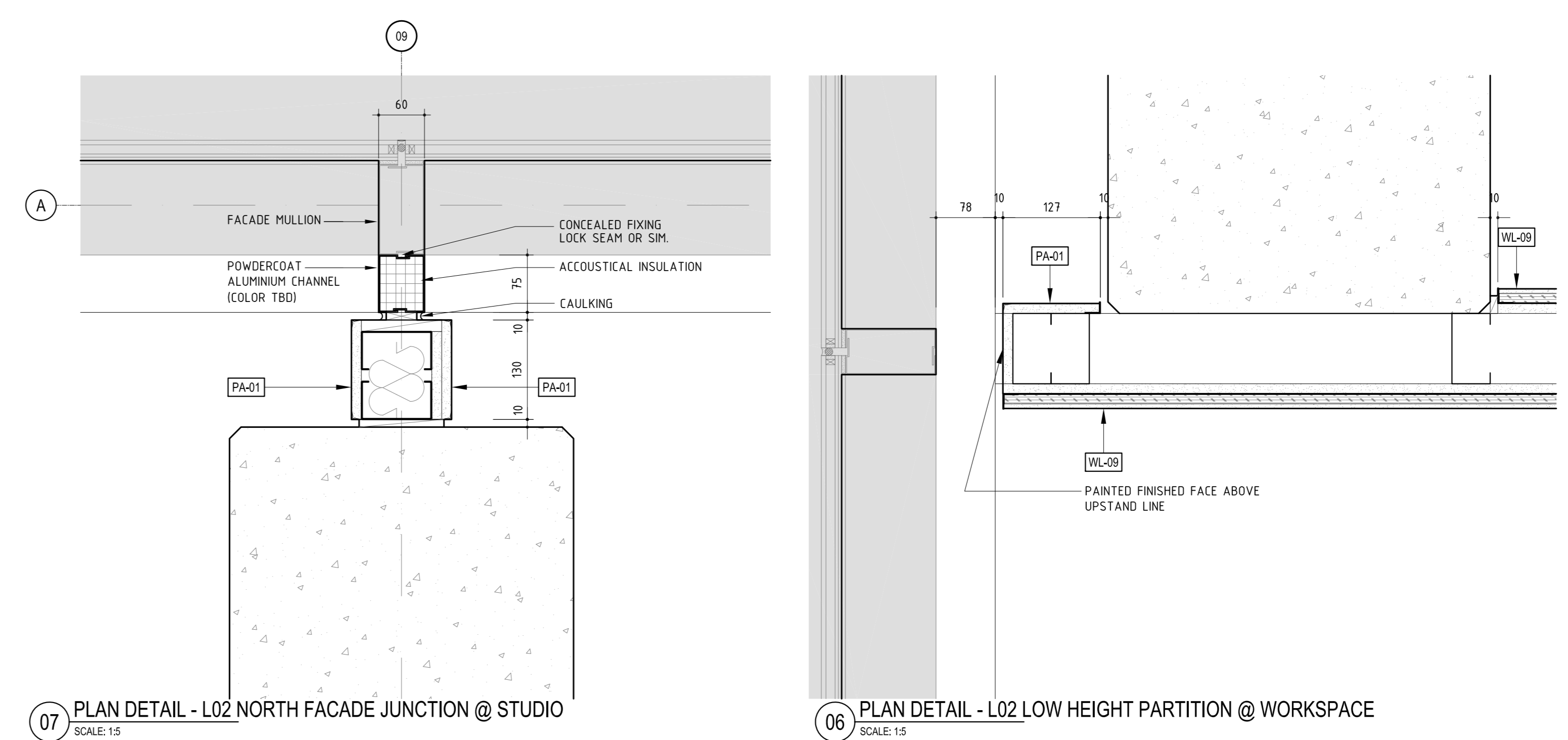
Title INTERNAL PLAN DETAILS - L02

Project No.	0913	Scale	1:10, 1:5
Drawing No.	AR7752	Revision	A

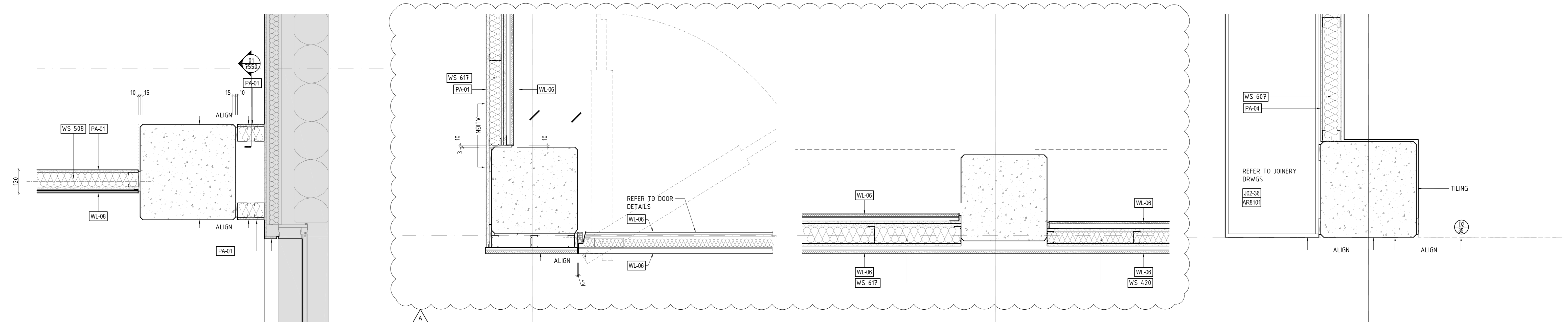
Date: JAN 2014
Drwn - Co-Ord - Chk -

FILENAME: #####

FOR CONSTRUCTION



06 PLAN DETAIL - L02 LOW HEIGHT PARTITION @ WORKSPACE SCALE: 1:5
07 PLAN DETAIL - L02 NORTH FACADE JUNCTION @ STUDIO SCALE: 1:5



04 PLAN DETAIL - L02 JUNCTION WITH FACADE @ WORKSPACE SCALE: 1:10
03 PLAN DETAIL - L02 @ HALL NORTH EDGE SCALE: 1:10
02 PLAN DETAIL - L02 @ HALL NORTH EDGE SCALE: 1:10
01 PLAN DETAIL - L02 @ NE CORE SCALE: 1:10